Supplement of Atmos. Chem. Phys., 16, 11601–11615, 2016
http://www.atmos-chem-phys.net/16/11601/2016/
doi:10.5194/acp-16-11601-2016-supplement
© Author(s) 2016. CC Attribution 3.0 License.

Atmospheric Chemistry and Physics
Open Access

Supplement of

The influence of temperature on ozone production under varying NO_x conditions – a modelling study

Jane Coates et al.

Correspondence to: Jane Coates (jane.coates@iass-potsdam.de)

The copyright of individual parts of the supplement might differ from the CC-BY 3.0 licence.

S1 Allocation of Benelux AVOC emissions to Mechanism Species

Anthropogenic NMVOC emissions over Benelux specified by the TNO_MACCIII emission inventory (Kuenen et al., 2014) were translated to MCM v3.2 emissions (Table S1). The MCM v3.2 emissions for each initial species were translated to emissions of mechanism species into CRI v2, MOZART-4 and RADM2 chemical mechanisms by weighting with the carbon numbers (Tables S2 – S4). The allocation of MCM v3.2 emissions into CB05 species followed the recommendations of Yarwood et al. (2005) (Table S5).

Table S1: Speciated TNO_MACCIII emissions for Benelux AVOC and BVOC emissions (molecules cm^{-2} s^{-1}) mapped to MCM v3.2 species (Kuenen et al., 2014).

Type	MCM.Species	SNAP.1	SNAP.2	SNAP.34	SNAP.5	SNAP.6	SNAP.71	SNAP.72	SNAP.73	SNAP.74	SNAP.8	SNAP.9	BVOC	Total
Ethane	C2H6	9.85e+08	1668300000	9.18e+09			9.67e+08	2.96e+08	63860000		3.45e+08	210200000		1.3728e+10
Propane	C3H8	2.886e+09	1086600000	2.573e+09	1.041e+11	9.72e+08	47090000	202400000	638600000	62710000	249700000	75200000		1.129e+11
Butanes	NC4H10	2.127e+09	882870000	949270000	6.11e+11	3.61e+09	1.048e+09	209500000		1037800000	315300000	42200000		6.21e+11
	IC4H10	258600000	309660000	232311000	1.486e+11	163700000	489100000	97500000		483900000	157900000	42200000		1.509e+11
Pentanes	NC5H12	1.783e+09	1014960000		4.548e+11		6.27e+08	8.4e+07		521500000	118200000	14890000		4.589e+11
	IC5H12	7.52e+08	544340000		2.718e+11		1.216e+09	163500000		1011700000	225600000	14890000		2.762e+11
	NEOP											14890000		14890000
Hexane and Higher Alkanes	NC6H14	954100000	57390000	1.211e+09	6.49e+10	3.162e+09	2.207e+09	1.246e+09		193450000	4.26e+08	5160000		7.44e+10
	M2PE			156600000	9.98e+09	6.66e+08					7.08e+08	2215000		1.151e+10
	M3PE			117100000	4.989e+09	6.66e+08					4.26e+08			6.2e+09
	NC7H16	409520000	98740000	5.71e+08	6.97e+10	1.146e+09	363500000	205300000		31790000	121900000	26040000		7.28e+10
	M2HEX					4.3e+08	2.83e+08	159500000		24710000	182900000			1.08e+09
	M3HEX					4.3e+08	2.02e+08	1.14e+08		17634000	121900000			8.86e+08
	M22C4										141800000			141800000
	M23C4										141800000			141800000
	NC8H18			235300000	5.18e+10	125600000	319500000	179700000		27890000	6.95e+08	8900000		5.33e+10
	NC9H20			131200000		3.02e+09						2969000		3.148e+09
	NC10H22			1.66e+08		5.85e+09	142200000	80300000		12458000		4460000		6.25e+09
	NC11H24			64600000		2.387e+09	51830000	29280000		4536000	78100000	1625000		2.617e+09
	NC12H26					168500000	8.45e+08	476900000		74100000	71700000			1.637e+09
	CHEX		91490000	4e+07		6.82e+08						1506000		8.15e+08
Ethene	C2H4	212300000	3695700000	3.368e+10			5.341e+09	3.807e+09	342500000		4.62e+09	1.9e+08		5.188e+10
Propene	C3H6	141700000	868200000	6.59e+08			1.876e+09	634800000	151810000		7.86e+08	54500000		5.18e+09
Higher Alkenes	HEX1ENE	21050000	15773000									21810000		58703000
	BUT1ENE		22154000	240400000							24510000			286604000
	MEPROPENE										12260000			12260000
	TBUT2ENE										12260000			12260000
	CBUT2ENE										12260000			12260000
	CPENT2ENE		6961000								4902000			11861000
	TPENT2ENE		6961000								4902000			11861000
	PENT1ENE		6328000	6186000							19630000			32171000
	ME2BUT2ENE		3793000								9800000			13581000
	ME3BUT1ENE		3793000								9800000			13581000
	ME2BUT1ENE		2525500											2525500
Ethyne	C2H2	2697000	1252200000	426600000			4.975e+09	1.795e+09	134690000	252500000	1.614e+09	71500000		1.051e+10
Benzene	BENZENE	269600000	1.006e+09	8.3e+08	1.621e+10		1.197e+09	228300000		35380000	2.83e+08	36540000		2.014e+10

Table S1: Speciated TNO_MACCIII emissions for Benelux AVOC and BVOC emissions (molecules cm^{-2} s^{-1}) mapped to MCM v3.2 species (Kuenen et al., 2014).

Type	**MCM.Species**	**SNAP.1**	**SNAP.2**	**SNAP.34**	**SNAP.5**	**SNAP.6**	**SNAP.71**	**SNAP.72**	**SNAP.73**	**SNAP.74**	**SNAP.8**	**SNAP.9**	**BVOC**	**Total**
Toluene	TOLUENE	252700000	372760000	84400000	1.375e+10	6.8e+09	2.708e+09	1.45e+08		30030000	193900000	24100000		2.435e+10
	MXYL	1.05e+08	21179000	1669300	1.994e+09	3.93e+09	5.77e+08	61040000		4735000	70200000	4880000		6.78e+09
Xylenes	OXYL	23330000	21179000	669700	1.994e+09	9.84e+08	5.77e+08	61040000		4735000	57100000	2924000		3.717e+09
	PXYL		21179000	669700	1.994e+09	9.84e+08	432900000	45800000		3551000	70200000	3909000		3.556e+09
	TM123B	18550	1304500			6.6e+07	99200000				3330000	441000		170200000
Trimethylbenzenes	TM124B	18550	1304500	56100000		224600000	4.16e+08				7760000	589000		7.06e+08
	TM135B	18550	1304500			6.6e+07	158600000				3330000	589000		229900000
	EBENZ	35100000		63400000		179400000	430600000	341600000	119530		8e+08	5250000		1.856e+09
	PBENZ					39600000	380600000	301500000	105570		128500000	2311000		8.53e+08
	IPBENZ					145300000					128500000	2311000		276300000
	PETHTOL					13210000					257500000			270300000
	METHTOL					39600000					257500000			296300000
	OETHTOL										192800000			192800000
Other Aromatics	DIET35TOL						8.05e+08	637600000	223800					1.443e+09
	DIME35EB					224700000	99300000	78700000	27540					4.03e+08
	STYRENE			64600000		45700000	91500000	72500000	25440					275100000
	BENZAL						153900000	121900000	42690					275900000
	PHENOL			71500000										71500000
Formaldehyde	HCHO	611400000	2195300000				1.177e+09	1.781e+09	85260000		2.9e+09	29490000		8.77e+09
	CH3CHO	11780000	130090000	73750000			318400000	7.39e+08	16383000		6.8e+08	6860000		1.976e+09
	C2H5CHO	6710000	98630000				53670000	124600000	2752000		257700000	5200000		5.49e+08
	C3H7CHO	38630	79420000								207600000	4190000		292100000
	IPRCHO	38630	79420000								138400000	4190000		222100000
	C4H9CHO	32340	66550000									3504000		70050000
Other Aldehydes	ACR	49770	102260000				83300000	193800000	4282000			5390000		388800000
	MACR	39730	81710000									4310000		86110000
	C4ALDB	39730	81710000				44510000	103300000	2287000			4310000		236100000
	MGLYOX										138500000			138500000
Alkadienes and	C4H6	67600000	771300000	4.74e+09	2.221e+11		2.505e+09	7.78e+08	245800000	458800000	1.033e+09	52800000		2.332e+11
Other Alkynes	C5H8												1.435e+10	1.435e+10
	HCOOH	4660000	1201400000								1.67e+08	69400000		1442400000
Organic Acids	CH3CO2H	3572000	9.21e+08	167700000							1.28e+08	53200000		1.274e+09
	PROPACID	2898000	746100000								1.04e+08	43100000		897100000
	ACO2H			140400000										140400000

Table S1: Speciated TNO_MACCIII emissions for Benelux AVOC and BVOC emissions (molecules cm^{-2} s^{-1}) mapped to MCM v3.2 species (Kuenen et al., 2014).

Type	MCM.Species	SNAP.1	SNAP.2	SNAP.34	SNAP.5	SNAP.6	SNAP.71	SNAP.72	SNAP.73	SNAP.74	SNAP.8	SNAP.9	BVOC	Total
Alcohols	CH3OH	140000		3200000		6.38e+09					40419000	24020000		6.45e+09
	C2H5OH	97400	1.687e+09	90300000		6.52e+09					28082900	63300000		8.39e+09
	NPROPOL	74600				5.31e+08					21563500	7670000		5.61e+08
	IPROPOL	74600		1135000		8.49e+08					21563500			8.73e+08
	NBUTOL	60500				5.17e+08					17451500			5.34e+08
	BUT2OL	60500				345400000					17451500	10360000		3.73e+08
	IBUTOL	60500				215300000					17451500			232800000
	TBUTOL	60500									17451500			17489700
	PECOH	50900									14643300			14775400
	IPEAOH	50900									14643300			14775400
	ME3BUOL	50900									14643300			14775400
	IPECOH	50900									14643300			14775400
	IPEBOH	50900									14643300			14775400
	CYHEXOL	44800									12938100			12966400
	MIBKAOH	38600				109900000					11132900			121100000
	ETHGLY	72300				154300000					20861500			175200000
	PROPGLY	59000				307800000					16950200			324800000
	C6H5CH2OH					88500000								88500000
	MBO	52100									15044300			15077200
Ketones	CH3COCH3	384100	15896000	6.38e+08		6.66e+09	35750000	229900000			382100000	1414000		7.96e+09
	MEK		12828000			3.212e+09						1139000		3.236e+09
	MPRK		10745000									954000		11705000
	DIEK		10745000									954000		11705000
	MIPK		10745000									954000		11705000
	HEX2ONE		9242000									820000		10062000
	HEX3ONE		9242000									820000		10062000
	MIBK		9242000			1.93e+09						820000		1.94e+09
	MTBK		9242000									820000		10062000
	CYHEXONE		9439000	34310000		157500000						837000		202200000
Terpenes	APINENE											3050000	1.835e+09	1.839e+09
	BPINENE											3050000	1.835e+09	1.839e+09
	LIMONENE					209500000						4580000	1.835e+09	2.046e+09
Esters	METHACET			64470000										64470000
	ETHACET			7386000		4.44e+09								4.45e+09
	NBUTACET					3.113e+09								3.113e+09
	IPROACET					1.095e+09								1.095e+09

Table S1: Speciated TNO_MACCIII emissions for Benelux AVOC and BVOC emissions (molecules cm^{-2} s^{-1}) mapped to MCM v3.2 species (Kuenen et al., 2014).

Type	MCM.Species	SNAP.1	SNAP.2	SNAP.34	SNAP.5	SNAP.6	SNAP.71	SNAP.72	SNAP.73	SNAP.74	SNAP.8	SNAP.9	BVOC	Total
	CH3OCHO			7229000										7229000
	NPROACET					4.1e+08						7950000		4.18e+08
Ethers	CH3OCH3		61750000	253500000		244300000								5.59e+08
	DIETETHER		38360000	94510000										132360000
	MTBE		32330000											32330000
	DIIPRETHER		27860000	68540000								19520000		115960000
	ETBE		27860000											27860000
	MO2EOL		37420000			295700000								3.33e+08
	EOX2EOL		31600000			249900000								281500000
	PR2OHMOX		31600000			5e+08								5.32e+08
	BUOX2ETOH		24117000			2.398e+09								2.422e+09
	BOX2PROL		21510000											21510000
Chlorinated Hydrocarbons	CH2CL2			6.74e+08		1.589e+09						1458000		2.262e+09
	CH3CH2CL			5.22e+08										5.22e+08
	CH3CCL3					1.113e+09						464000		1.114e+09
	TRICLETH			256600000		2.516e+09						471000		2.776e+09
	CDICLETH			173100000								951000		174800000
	TDICLETH			173100000								634000		174600000
	CH3CL			5.34e+08										5.34e+08
	CCL2CH2			173100000										173100000
	CHCL2CH3											715000		715000
	VINCL			1.62e+08										1.62e+08
	TCE			40500000		6.11e+08						927000		6.53e+08
	CHCL3			112800000										112800000
Total		1.192e+10	2.1806e+10	6.11e+10	2.049e+12	8.39e+10	3.33e+10	1.581e+10	1688300000	4.285e+09	2.059e+10	1.333e+09	1.9847e+10	2.32e+12

Table S2: Benelux AVOC and BVOC emissions (molecules cm^{-2} s^{-1}) mapped from MCMv3.2 species to CRIv2 species by weighting with the carbon numbers of the respective species.

Type	**MCMv3.2 Species**	**CRIv2 Species**	**Belgium**	**Netherlands**	**Luxembourg**	**Total**
Ethane	C2H6	C2H6	4.91E+09	8.58E+08	7.96E+09	1.37E+10
Propane	C3H8	C3H8	3.35E+10	4.00E+10	3.94E+10	1.13E+11
Butanes	NC4H10	NC4H10	1.25E+11	3.49E+11	1.47E+11	6.21E+11
	IC4H10	IC4H10	3.03E+10	8.50E+10	3.56E+10	1.51E+11
Pentanes	NC5H12	NC5H12	8.89E+10	2.65E+11	1.05E+11	4.59E+11
	IC5H12	IC5H12	5.33E+10	1.60E+11	6.29E+10	2.76E+11
	NEOP	NEOP	1.11E+07	0.00E+00	3.79E+06	1.49E+07
Hexane and Higher Alkanes	NC6H14	NC6H14	1.52E+10	4.10E+10	1.82E+10	7.44E+10
	M2PE	M2PE	2.39E+09	6.28E+09	2.84E+09	1.15E+10
	M3PE	M3PE	1.34E+09	3.29E+09	1.57E+09	6.20E+09
	NC7H16	NC7H16	1.45E+10	4.12E+10	1.71E+10	7.28E+10
	M2HEX	M2HEX	2.74E+08	4.89E+08	3.17E+08	1.08E+09
	M3HEX	M3HEX	2.37E+08	3.90E+08	2.59E+08	8.86E+08
	M22C4	M22C4	3.47E+07	5.29E+07	5.42E+07	1.42E+08
	M23C4	M23C4	3.47E+07	5.29E+07	5.42E+07	1.42E+08
	NC8H18	NC8H18	1.04E+10	3.06E+10	1.23E+10	5.33E+10
	NC9H20	NC9H20	1.10E+09	1.07E+09	9.78E+08	3.15E+09
	NC10H22	NC10H22	2.15E+09	2.21E+09	1.89E+09	6.25E+09
	NC11H24	NC11H24	8.95E+08	9.26E+08	7.96E+08	2.62E+09
	NC12H26	NC12H26	3.07E+08	8.88E+08	4.42E+08	1.64E+09
	CHEX	CHEX	2.91E+08	2.44E+08	2.80E+08	8.15E+08
Ethene	C2H4	C2H4	3.66E+10	7.03E+09	8.25E+09	5.19E+10
Propene	C3H6	C3H6	1.82E+09	1.68E+09	1.68E+09	5.18E+09
Higher Alkenes	HEX1ENE	HEX1ENE	3.42E+07	5.03E+05	2.40E+07	5.87E+07
	BUT1ENE	BUT1ENE	9.99E+07	7.04E+05	1.86E+08	2.87E+08
	MEPROPENE	MEPROPENE	9.80E+06	0.00E+00	2.46E+06	1.23E+07
	TBUT2ENE	TBUT2ENE	9.80E+06	0.00E+00	2.46E+06	1.23E+07
	CBUT2ENE	CBUT2ENE	9.80E+06	0.00E+00	2.46E+06	1.23E+07
	CPENT2ENE	CPENT2ENE	9.57E+06	2.21E+05	2.07E+06	1.19E+07
	TPENT2ENE	TPENT2ENE	9.57E+06	2.21E+05	2.07E+06	1.19E+07
	PENT1ENE	PENT1ENE	2.68E+07	2.01E+05	5.17E+06	3.22E+07
	ME2BUT2ENE	ME2BUT2ENE	1.09E+07	1.21E+05	2.56E+06	1.36E+07
	ME3BUT1ENE	ME3BUT1ENE	1.09E+07	1.21E+05	2.56E+06	1.36E+07
	ME2BUT1ENE	ME2BUT1ENE	2.05E+06	8.05E+04	3.95E+05	2.53E+06
Ethyne	C2H2	C2H2	2.78E+09	4.51E+09	3.22E+09	1.05E+10

Table S2: Benelux AVOC and BVOC emissions (molecules cm^{-2} s^{-1}) mapped from MCMv3.2 species to CRIv2 species by weighting with the carbon numbers of the respective species.

Type	**MCMv3.2 Species**	**CRIv2 Species**	**Belgium**	**Netherlands**	**Luxembourg**	**Total**
Benzene	BENZENE	BENZENE	4.52E+09	1.06E+10	5.02E+09	2.01E+10
Toluene	TOLUENE	TOLUENE	5.78E+09	1.22E+10	6.37E+09	2.44E+10
Xylenes	MXYL	MXYL	1.90E+09	3.00E+09	1.88E+09	6.78E+09
	OXYL	OXYL	8.61E+08	1.89E+09	9.66E+08	3.72E+09
	PXYL	PXYL	8.28E+08	1.82E+09	9.08E+08	3.56E+09
Trimethylbenzenes	TM123B	TM123B	4.49E+07	7.36E+07	5.17E+07	1.70E+08
	TM124B	TM124B	1.75E+08	2.89E+08	2.42E+08	7.06E+08
	TM135B	TM135B	5.58E+07	1.03E+08	7.11E+07	2.30E+08
Other Aromatics	EBENZ	EBENZ	3.99E+08	8.28E+08	6.29E+08	1.86E+09
	PBENZ	PBENZ	1.59E+08	4.63E+08	2.31E+08	8.53E+08
	IPBENZ	IPBENZ	7.88E+07	1.04E+08	9.35E+07	2.76E+08
	PETHTOL	PETHTOL	6.03E+07	1.05E+08	1.05E+08	2.70E+08
	METHTOL	METHTOL	6.93E+07	1.14E+08	1.13E+08	2.96E+08
	OETHTOL	OETHTOL	4.19E+07	7.47E+07	7.62E+07	1.93E+08
	DIET35TOL	DIET35TOL	2.45E+08	8.42E+08	3.56E+08	1.44E+09
	DIME35EB	DIME35EB	1.06E+08	1.88E+08	1.09E+08	4.03E+08
	STYRENE	STYRENE	6.01E+07	1.13E+08	1.02E+08	2.75E+08
	BENZAL	BENZAL	4.68E+07	1.61E+08	6.81E+07	2.76E+08
	PHENOL	AROH14	1.86E+07	0.00E+00	5.29E+07	7.15E+07
Formaldehyde	HCHO	HCHO	2.35E+09	3.04E+09	3.38E+09	8.77E+09
Other Aldehydes	CH3CHO	CH3CHO	5.53E+08	8.88E+08	5.35E+08	1.98E+09
	C2H5CHO	C2H5CHO	1.78E+08	1.97E+08	1.74E+08	5.49E+08
	C3H7CHO	C3H7CHO	1.19E+08	6.71E+07	1.06E+08	2.92E+08
	IPRCHO	IPRCHO	9.60E+07	4.57E+07	8.04E+07	2.22E+08
	C4H9CHO	C4H9CHO	4.25E+07	2.45E+06	2.51E+07	7.01E+07
	ACR	UCARB10	8.33E+07	1.35E+08	7.33E+07	2.92E+08
	MACR	UCARB10	5.23E+07	3.01E+06	3.08E+07	8.61E+07
	C4ALDB	UCARB10	7.67E+07	9.70E+07	6.24E+07	2.36E+08
	MGLYOX	CARB6	4.52E+07	2.85E+07	3.36E+07	1.07E+08
Alkadienes and Other Alkynes	C4H6	C4H6	4.36E+10	1.34E+11	5.56E+10	2.33E+11
	C5H8	C5H8	3.35E+09	1.10E+10	0.00E+00	1.44E+10
Organic Acids	HCOOH	HCOOH	9.28E+08	4.04E+07	4.74E+08	1.44E+09
	CH3CO2H	CH3CO2H	7.55E+08	3.10E+07	4.88E+08	1.27E+09
	PROPACID	PROPACID	5.77E+08	2.51E+07	2.95E+08	8.97E+08
	ACO2H	PROPACID	3.64E+07	0.00E+00	1.04E+08	1.40E+08

Table S2: Benelux AVOC and BVOC emissions (molecules cm^{-2} s^{-1}) mapped from MCMv3.2 species to CRIv2 species by weighting with the carbon numbers of the respective species.

Type	**MCMv3.2 Species**	**CRIv2 Species**	**Belgium**	**Netherlands**	**Luxembourg**	**Total**
Alcohols	CH3OH	CH3OH	2.20E+09	2.40E+09	1.85E+09	6.45E+09
	C2H5OH	C2H5OH	3.30E+09	2.51E+09	2.58E+09	8.39E+09
	NPROPOL	NPROPOL	2.06E+08	2.00E+08	1.55E+08	5.61E+08
	IPROPOL	IPROPOL	3.08E+08	3.19E+08	2.46E+08	8.73E+08
	NBUTOL	NBUTOL	1.91E+08	1.94E+08	1.49E+08	5.34E+08
	BUT2OL	BUT2OL	1.41E+08	1.30E+08	1.02E+08	3.73E+08
	IBUTOL	IBUTOL	8.97E+07	8.09E+07	6.22E+07	2.33E+08
	TBUTOL	TBUTOL	1.74E+07	0.00E+00	8.97E+04	1.75E+07
	PECOH	PECOH	1.47E+07	0.00E+00	7.54E+04	1.48E+07
	IPEAOH	IPEAOH	1.47E+07	0.00E+00	7.54E+04	1.48E+07
	ME3BUOL	ME3BUOL	1.47E+07	0.00E+00	7.54E+04	1.48E+07
	IPECOH	IPECOH	1.47E+07	0.00E+00	7.54E+04	1.48E+07
	IPEBOH	IPEBOH	1.47E+07	0.00E+00	7.54E+04	1.48E+07
	CYHEXOL	CYHEXOL	1.29E+07	0.00E+00	6.64E+04	1.30E+07
	MIBKAOH	MIBKAOH	4.80E+07	4.13E+07	3.18E+07	1.21E+08
	ETHGLY	ETHGLY	7.26E+07	5.80E+07	4.46E+07	1.75E+08
	PROPGLY	PROPGLY	1.20E+08	1.16E+08	8.88E+07	3.25E+08
	C6H5CH2OH	BENZAL	2.31E+07	2.59E+07	1.99E+07	6.89E+07
	MBO	PENT1ENE	1.50E+07	0.00E+00	7.72E+04	1.51E+07
Ketones	CH3COCH3	CH3COCH3	2.67E+09	2.75E+09	2.54E+09	7.96E+09
	MEK	MEK	1.11E+09	1.20E+09	9.26E+08	3.24E+09
	MPRK	MPRK	8.03E+06	3.75E+05	3.30E+06	1.17E+07
	DIEK	DIEK	8.03E+06	3.75E+05	3.30E+06	1.17E+07
	MIPK	MIPK	8.03E+06	3.75E+05	3.30E+06	1.17E+07
	HEX2ONE	HEX2ONE	6.90E+06	3.22E+05	2.84E+06	1.01E+07
	HEX3ONE	HEX3ONE	6.90E+06	3.22E+05	2.84E+06	1.01E+07
	MIBK	MIBK	6.67E+08	7.17E+08	5.56E+08	1.94E+09
	MTBK	MTBK	6.90E+06	3.22E+05	2.84E+06	1.01E+07
	CYHEXONE	CYHEXONE	6.99E+07	5.89E+07	7.34E+07	2.02E+08
Esters	METHACET	METHACET	6.18E+07	0.00E+00	2.67E+06	6.45E+07
	ETHACET	ETHACET	1.48E+09	1.68E+09	1.29E+09	4.45E+09
	NBUTACET	NBUTACET	1.03E+09	1.18E+09	9.03E+08	3.11E+09
	IPROACET	IPROACET	3.63E+08	4.14E+08	3.18E+08	1.10E+09
	CH3OCHO	CH3OCHO	6.93E+06	0.00E+00	2.99E+05	7.23E+06
	NPROACET	NPROACET	1.42E+08	1.55E+08	1.21E+08	4.18E+08

Table S2: Benelux AVOC and BVOC emissions (molecules cm^{-2} s^{-1}) mapped from MCMv3.2 species to CRIv2 species by weighting with the carbon numbers of the respective species.

Type	**MCMv3.2 Species**	**CRIv2 Species**	**Belgium**	**Netherlands**	**Luxembourg**	**Total**
Ethers	CH3OCH3	CH3OCH3	3.59E+08	9.30E+07	1.07E+08	5.59E+08
	DIETETHER	DIETETHER	1.11E+08	1.46E+06	1.99E+07	1.32E+08
	MTBE	MTBE	1.76E+07	1.23E+06	1.35E+07	3.23E+07
	DIIPRETHER	DIIPRETHER	9.56E+07	1.06E+06	1.93E+07	1.16E+08
	ETBE	ETBE	1.52E+07	1.06E+06	1.16E+07	2.79E+07
	MO2EOL	MO2EOL	1.21E+08	1.11E+08	1.01E+08	3.33E+08
	EOX2EOL	EOX2EOL	1.02E+08	9.39E+07	8.56E+07	2.82E+08
	PR2OHMOX	PR2OHMOX	1.87E+08	1.87E+08	1.58E+08	5.32E+08
	BUOX2ETOH	BUOX2ETOH	8.27E+08	8.90E+08	7.05E+08	2.42E+09
	BOX2PROL	BOX2PROL	1.17E+07	8.20E+05	8.99E+06	2.15E+07
Chlorinated Hydrocarbons	CH2CL2	C2H2	4.17E+08	2.04E+08	5.12E+08	1.13E+09
	CH3CH2CL	C2H2	1.36E+08	0.00E+00	3.86E+08	5.22E+08
	CH3CCL3	C2H2	4.61E+08	2.86E+08	3.67E+08	1.11E+09
	TRICLETH	C2H4	1.11E+09	6.46E+08	1.02E+09	2.78E+09
	CDICLETH	C2H4	4.58E+07	0.00E+00	1.29E+08	1.75E+08
	TDICLETH	C2H4	4.56E+07	0.00E+00	1.29E+08	1.75E+08
	CH3CL	C2H2	6.93E+07	0.00E+00	1.97E+08	2.66E+08
	CCL2CH2	C2H4	4.51E+07	0.00E+00	1.28E+08	1.73E+08
	CHCL2CH3	C2H2	5.35E+05	0.00E+00	1.80E+05	7.15E+05
	VINCL	C2H4	4.20E+07	0.00E+00	1.20E+08	1.62E+08
	TCE	C2H4	2.64E+08	1.57E+08	2.32E+08	6.53E+08
	CHCL3	C2H4	1.47E+07	0.00E+00	4.17E+07	5.64E+07
Terpenes	APINENE	APINENE	4.22E+08	1.27E+09	1.47E+08	1.84E+09
	BPINENE	BPINENE	4.22E+08	1.27E+09	1.47E+08	1.84E+09
	LIMONENE	APINENE	4.96E+08	1.34E+09	2.10E+08	2.05E+09
Total			5.15E+11	1.25E+12	5.64E+11	2.32E+12

Table S3: Benelux AVOC and BVOC emissions (molecules cm^{-2} s^{-1}) mapped from MCMv3.2 species to MOZART-4 species by weighting with the carbon numbers of the respective species.

Type	**MCMv3.2 Species**	**MOZART-4 Species**	**Belgium**	**Netherlands**	**Luxembourg**	**Total**
Ethane	C2H6	C2H6	4.91E+09	8.58E+08	7.96E+09	1.37E+10
Propane	C3H8	C3H8	3.35E+10	4.00E+10	3.94E+10	1.13E+11
Butanes	NC4H10	BIGALK	1.00E+11	2.79E+11	1.17E+11	4.96E+11
	IC4H10	BIGALK	2.42E+10	6.80E+10	2.85E+10	1.21E+11
Pentanes	NC5H12	BIGALK	8.89E+10	2.65E+11	1.05E+11	4.59E+11
	IC5H12	BIGALK	5.33E+10	1.60E+11	6.29E+10	2.76E+11
	NEOP	BIGALK	1.11E+07	0.00E+00	3.79E+06	1.49E+07
Hexane and Higher Alkanes	NC6H14	BIGALK	1.82E+10	4.92E+10	2.18E+10	8.92E+10
	M2PE	BIGALK	2.87E+09	7.54E+09	3.41E+09	1.38E+10
	M3PE	BIGALK	1.61E+09	3.94E+09	1.89E+09	7.44E+09
	NC7H16	BIGALK	2.02E+10	5.77E+10	2.39E+10	1.02E+11
	M2HEX	BIGALK	3.83E+08	6.84E+08	4.44E+08	1.51E+09
	M3HEX	BIGALK	3.31E+08	5.45E+08	3.63E+08	1.24E+09
	M22C4	BIGALK	4.16E+07	6.34E+07	6.51E+07	1.70E+08
	M23C4	BIGALK	4.16E+07	6.34E+07	6.51E+07	1.70E+08
	NC8H18	BIGALK	1.67E+10	4.89E+10	1.97E+10	8.53E+10
	NC9H20	BIGALK	1.99E+09	1.93E+09	1.76E+09	5.68E+09
	NC10H22	BIGALK	4.31E+09	4.42E+09	3.78E+09	1.25E+10
	NC11H24	BIGALK	1.97E+09	2.04E+09	1.75E+09	5.76E+09
	NC12H26	BIGALK	7.37E+08	2.13E+09	1.06E+09	3.93E+09
	CHEX	BIGALK	3.49E+08	2.93E+08	3.36E+08	9.78E+08
Ethene	C2H4	C2H4	3.66E+10	7.03E+09	8.25E+09	5.19E+10
Propene	C3H6	C3H6	1.82E+09	1.68E+09	1.68E+09	5.18E+09
Higher Alkenes	HEX1ENE	BIGENE	5.13E+07	7.55E+05	3.60E+07	8.81E+07
	BUT1ENE	BIGENE	9.99E+07	7.04E+05	1.86E+08	2.87E+08
	MEPROPENE	BIGENE	9.80E+06	0.00E+00	2.46E+06	1.23E+07
	TBUT2ENE	BIGENE	9.80E+06	0.00E+00	2.46E+06	1.23E+07
	CBUT2ENE	BIGENE	9.80E+06	0.00E+00	2.46E+06	1.23E+07
	CPENT2ENE	BIGENE	1.20E+07	2.77E+05	2.58E+06	1.49E+07
	TPENT2ENE	BIGENE	1.20E+07	2.77E+05	2.58E+06	1.49E+07
	PENT1ENE	BIGENE	3.34E+07	2.52E+05	6.47E+06	4.01E+07
	ME2BUT2ENE	BIGENE	1.37E+07	1.51E+05	3.20E+06	1.71E+07
	ME3BUT1ENE	BIGENE	1.37E+07	1.51E+05	3.20E+06	1.71E+07
	ME2BUT1ENE	BIGENE	2.57E+06	1.01E+05	4.93E+05	3.16E+06
Ethyne	C2H2	C2H2	2.78E+09	4.51E+09	3.22E+09	1.05E+10

Table S3: Benelux AVOC and BVOC emissions (molecules cm^{-2} s^{-1}) mapped from MCMv3.2 species to MOZART-4 species by weighting with the carbon numbers of the respective species.

Type	**MCMv3.2 Species**	**MOZART-4 Species**	**Belgium**	**Netherlands**	**Luxembourg**	**Total**
Benzene	BENZENE	TOLUENE	3.87E+09	9.05E+09	4.30E+09	1.72E+10
Toluene	TOLUENE	TOLUENE	5.78E+09	1.22E+10	6.37E+09	2.44E+10
Xylenes	MXYL	TOLUENE	2.17E+09	3.43E+09	2.14E+09	7.74E+09
	OXYL	TOLUENE	9.85E+08	2.16E+09	1.10E+09	4.25E+09
	PXYL	TOLUENE	9.46E+08	2.08E+09	1.04E+09	4.07E+09
Trimethylbenzenes	TM123B	TOLUENE	5.78E+07	9.47E+07	6.65E+07	2.19E+08
	TM124B	TOLUENE	2.25E+08	3.72E+08	3.12E+08	9.09E+08
	TM135B	TOLUENE	7.17E+07	1.32E+08	9.14E+07	2.95E+08
Other Aromatics	EBENZ	TOLUENE	4.57E+08	9.46E+08	7.19E+08	2.12E+09
	PBENZ	TOLUENE	2.04E+08	5.95E+08	2.97E+08	1.10E+09
	IPBENZ	TOLUENE	1.01E+08	1.34E+08	1.20E+08	3.55E+08
	PETHTOL	TOLUENE	7.76E+07	1.34E+08	1.36E+08	3.48E+08
	METHTOL	TOLUENE	8.90E+07	1.47E+08	1.45E+08	3.81E+08
	OETHTOL	TOLUENE	5.39E+07	9.61E+07	9.80E+07	2.48E+08
	DIET35TOL	TOLUENE	3.84E+08	1.32E+09	5.60E+08	2.26E+09
	DIME35EB	TOLUENE	1.52E+08	2.68E+08	1.56E+08	5.76E+08
	STYRENE	TOLUENE	7.72E+07	1.45E+08	1.31E+08	3.53E+08
	BENZAL	TOLUENE	6.01E+07	2.07E+08	8.76E+07	3.55E+08
	PHENOL	TOLUENE	1.59E+07	0.00E+00	4.54E+07	6.13E+07
Formaldehyde	HCHO	CH2O	2.35E+09	3.04E+09	3.38E+09	8.77E+09
Other Aldehydes	CH3CHO	CH3CHO	5.53E+08	8.88E+08	5.35E+08	1.98E+09
	C2H5CHO	CH3CHO	2.67E+08	2.95E+08	2.61E+08	8.23E+08
	C3H7CHO	CH3CHO	2.37E+08	1.34E+08	2.11E+08	5.82E+08
	IPRCHO	CH3CHO	1.92E+08	9.14E+07	1.61E+08	4.44E+08
	C4H9CHO	CH3CHO	1.06E+08	6.13E+06	6.27E+07	1.75E+08
	ACR	MACR	8.33E+07	1.35E+08	7.33E+07	2.92E+08
	MACR	MACR	5.23E+07	3.01E+06	3.08E+07	8.61E+07
	C4ALDB	MACR	7.67E+07	9.70E+07	6.24E+07	2.36E+08
	MGLYOX	CH3COCHO	4.52E+07	4.28E+07	5.05E+07	1.39E+08
Alkadienes and Other Alkynes	C4H6	BIGENE	4.36E+10	1.34E+11	4.45E+10	2.22E+11
	C5H8	ISOP	3.35E+09	1.10E+10	0.00E+00	1.44E+10
Organic Acids	HCOOH	HCOOH	9.28E+08	4.04E+07	4.74E+08	1.44E+09
	CH3CO2H	CH3COOH	7.55E+08	3.10E+07	4.88E+08	1.27E+09
	PROPACID	CH3COOH	8.65E+08	3.77E+07	4.42E+08	1.34E+09
	ACO2H	CH3COOH	5.46E+07	0.00E+00	1.56E+08	2.11E+08

Table S3: Benelux AVOC and BVOC emissions (molecules cm^{-2} s^{-1}) mapped from MCMv3.2 species to MOZART-4 species by weighting with the carbon numbers of the respective species.

Type	**MCMv3.2 Species**	**MOZART-4 Species**	**Belgium**	**Netherlands**	**Luxembourg**	**Total**
Alcohols	CH3OH	CH3OH	2.20E+09	2.40E+09	1.85E+09	6.45E+09
	C2H5OH	C2H5OH	3.30E+09	2.51E+09	2.58E+09	8.39E+09
	NPROPOL	C2H5OH	3.08E+08	3.00E+08	2.33E+08	8.41E+08
	IPROPOL	C2H5OH	4.61E+08	4.79E+08	3.69E+08	1.31E+09
	NBUTOL	C2H5OH	3.82E+08	3.89E+08	2.98E+08	1.07E+09
	BUT2OL	C2H5OH	2.82E+08	2.59E+08	2.04E+08	7.45E+08
	IBUTOL	C2H5OH	1.79E+08	1.62E+08	1.24E+08	4.65E+08
	TBUTOL	C2H5OH	3.48E+07	0.00E+00	1.79E+05	3.50E+07
	PECOH	C2H5OH	3.66E+07	0.00E+00	1.88E+05	3.68E+07
	IPEAOH	C2H5OH	3.66E+07	0.00E+00	1.88E+05	3.68E+07
	ME3BUOL	C2H5OH	3.66E+07	0.00E+00	1.88E+05	3.68E+07
	IPECOH	C2H5OH	3.66E+07	0.00E+00	1.88E+05	3.68E+07
	IPEBOH	C2H5OH	3.66E+07	0.00E+00	1.88E+05	3.68E+07
	CYHEXOL	C2H5OH	3.87E+07	0.00E+00	1.99E+05	3.89E+07
	MIBKAOH	C2H5OH	1.44E+08	1.24E+08	9.53E+07	3.63E+08
	ETHGLY	C2H5OH	7.26E+07	5.80E+07	4.46E+07	1.75E+08
	PROPGLY	C2H5OH	1.80E+08	1.73E+08	1.33E+08	4.86E+08
	C6H5CH2OH	C2H5OH	1.04E+08	1.17E+08	8.94E+07	3.10E+08
	MBO	C2H5OH	3.75E+07	0.00E+00	1.93E+05	3.77E+07
Ketones	CH3COCH3	CH3COCH3	2.67E+09	2.75E+09	2.54E+09	7.96E+09
	MEK	MEK	1.11E+09	1.20E+09	9.26E+08	3.24E+09
	MPRK	MEK	1.00E+07	4.69E+05	4.12E+06	1.46E+07
	DIEK	MEK	1.00E+07	4.69E+05	4.12E+06	1.46E+07
	MIPK	MEK	1.00E+07	4.69E+05	4.12E+06	1.46E+07
	HEX2ONE	MEK	1.04E+07	4.84E+05	4.25E+06	1.51E+07
	HEX3ONE	MEK	1.04E+07	4.84E+05	4.25E+06	1.51E+07
	MIBK	MEK	1.00E+09	1.08E+09	8.34E+08	2.91E+09
	MTBK	MEK	1.04E+07	4.84E+05	4.25E+06	1.51E+07
	CYHEXONE	MEK	1.05E+08	8.83E+07	1.10E+08	3.03E+08
Esters	METHACET	BIGALK	3.71E+07	0.00E+00	4.08E+08	4.45E+08
	ETHACET	BIGALK	1.18E+09	1.35E+09	5.15E+07	2.58E+09
	NBUTACET	BIGALK	1.24E+09	1.41E+09	5.15E+07	2.70E+09
	IPROACET	BIGALK	3.63E+08	4.14E+08	7.90E+07	8.56E+08
	CH3OCHO	BIGALK	6.93E+06	0.00E+00	5.14E+07	5.83E+07
	NPROACET	BIGALK	1.42E+08	1.55E+08	7.22E+04	2.97E+08

Table S3: Benelux AVOC and BVOC emissions (molecules cm^{-2} s^{-1}) mapped from MCMv3.2 species to MOZART-4 species by weighting with the carbon numbers of the respective species.

Type	**MCMv3.2 Species**	**MOZART-4 Species**	**Belgium**	**Netherlands**	**Luxembourg**	**Total**
Ethers	CH3OCH3	BIGALK	1.44E+08	3.72E+07	1.47E+08	3.28E+08
	DIETETHER	BIGALK	8.92E+07	1.17E+06	1.47E+08	2.37E+08
	MTBE	BIGALK	1.76E+07	1.23E+06	2.10E+08	2.29E+08
	DIIPRETHER	BIGALK	1.15E+08	1.27E+06	1.60E+06	1.18E+08
	ETBE	BIGALK	1.82E+07	1.27E+06	1.03E+09	1.05E+09
	MO2EOL	BIGALK	7.25E+07	6.67E+07	1.08E+09	1.22E+09
	EOX2EOL	BIGALK	8.16E+07	7.51E+07	3.18E+08	4.75E+08
	PR2OHMOX	BIGALK	1.49E+08	1.49E+08	2.99E+05	2.98E+08
	BUOX2ETOH	BIGALK	9.92E+08	1.07E+09	1.21E+08	2.18E+09
	BOX2PROL	BIGALK	1.64E+07	1.15E+06	4.28E+07	6.04E+07
Chlorinated Hydrocarbons	CH2CL2	BIGALK	1.67E+08	8.16E+07	1.60E+07	2.65E+08
	CH3CH2CL	BIGALK	5.42E+07	0.00E+00	1.35E+07	6.77E+07
	CH3CCL3	BIGALK	1.84E+08	1.14E+08	2.32E+07	3.21E+08
	TRICLETH	BIGALK	4.43E+08	2.58E+08	1.40E+07	7.15E+08
	CDICLETH	BIGALK	1.83E+07	0.00E+00	6.08E+07	7.91E+07
	TDICLETH	BIGALK	1.82E+07	0.00E+00	6.85E+07	8.67E+07
	CH3CL	BIGALK	2.77E+07	0.00E+00	1.26E+08	1.54E+08
	CCL2CH2	BIGALK	1.80E+07	0.00E+00	8.46E+08	8.64E+08
	CHCL2CH3	BIGALK	2.14E+05	0.00E+00	1.26E+07	1.28E+07
	VINCL	BIGALK	1.68E+07	0.00E+00	2.05E+08	2.22E+08
	TCE	BIGALK	1.06E+08	6.27E+07	1.54E+08	3.23E+08
	CHCL3	BIGALK	5.86E+06	0.00E+00	1.47E+08	1.53E+08
Terpenes	APINENE	C10H16	4.22E+08	1.27E+09	4.78E+07	1.74E+09
	BPINENE	C10H16	4.22E+08	1.27E+09	9.26E+07	1.78E+09
	LIMONENE	C10H16	4.96E+08	1.34E+09	1.67E+07	1.85E+09
Total			5.05E+11	1.21E+12	5.39E+11	2.25E+12

Table S4: Benelux AVOC and BVOC emissions (molecules cm^{-2} s^{-1}) mapped from MCMv3.2 species to RADM2 species by weighting with the carbon numbers of the respective species.

Type	**MCMv3.2 Species**	**RADM2 Species**	**Belgium**	**Netherlands**	**Luxembourg**	**Total**
Ethane	C2H6	ETH	4.91E+09	8.58E+08	7.96E+09	1.37E+10
Propane	C3H8	HC3	3.47E+10	4.13E+10	4.08E+10	1.17E+11
Butanes	NC4H10	HC3	1.73E+11	4.81E+11	2.02E+11	8.56E+11
	IC4H10	HC3	4.18E+10	1.17E+11	4.91E+10	2.08E+11
Pentanes	NC5H12	HC5	9.26E+10	2.76E+11	1.09E+11	4.78E+11
	IC5H12	HC5	5.55E+10	1.66E+11	6.55E+10	2.87E+11
	NEOP	HC3	1.91E+07	0.00E+00	6.54E+06	2.56E+07
Hexane and Higher Alkanes	NC6H14	HC5	1.89E+10	5.12E+10	2.28E+10	9.29E+10
	M2PE	HC5	2.99E+09	7.85E+09	3.55E+09	1.44E+10
	M3PE	HC5	1.67E+09	4.11E+09	1.97E+09	7.75E+09
	NC7H16	HC5	2.11E+10	6.01E+10	2.49E+10	1.06E+11
	M2HEX	HC8	2.42E+08	4.33E+08	2.81E+08	9.56E+08
	M3HEX	HC8	2.10E+08	3.45E+08	2.30E+08	7.85E+08
	M22C4	HC3	7.18E+07	1.09E+08	1.12E+08	2.93E+08
	M23C4	HC5	4.34E+07	6.61E+07	6.78E+07	1.77E+08
	NC8H18	HC8	1.06E+10	3.10E+10	1.25E+10	5.41E+10
	NC9H20	HC8	1.26E+09	1.22E+09	1.11E+09	3.59E+09
	NC10H22	HC8	2.73E+09	2.80E+09	2.39E+09	7.92E+09
	NC11H24	HC8	1.25E+09	1.29E+09	1.11E+09	3.65E+09
	NC12H26	HC8	4.66E+08	1.35E+09	6.71E+08	2.49E+09
	CHEX	HC8	2.21E+08	1.85E+08	2.13E+08	6.19E+08
Ethene	C2H4	OL2	3.66E+10	7.03E+09	8.25E+09	5.19E+10
Propene	C3H6	OLT	1.43E+09	1.32E+09	1.32E+09	4.07E+09
Higher Alkenes	HEX1ENE	OLT	5.40E+07	7.94E+05	3.79E+07	9.27E+07
	BUT1ENE	OLT	1.05E+08	7.41E+05	1.96E+08	3.02E+08
	MEPROPENE	OLI	8.17E+06	0.00E+00	2.05E+06	1.02E+07
	TBUT2ENE	OLI	8.17E+06	0.00E+00	2.05E+06	1.02E+07
	CBUT2ENE	OLI	8.17E+06	0.00E+00	2.05E+06	1.02E+07
	CPENT2ENE	OLI	9.97E+06	2.31E+05	2.15E+06	1.24E+07
	TPENT2ENE	OLI	9.97E+06	2.31E+05	2.15E+06	1.24E+07
	PENT1ENE	OLT	3.52E+07	2.65E+05	6.81E+06	4.23E+07
	ME2BUT2ENE	OLI	1.14E+07	1.26E+05	2.66E+06	1.42E+07
	ME3BUT1ENE	OLT	1.44E+07	1.59E+05	3.36E+06	1.79E+07
	ME2BUT1ENE	OLI	2.14E+06	8.39E+04	4.11E+05	2.63E+06
Ethyne	C2H2	HC3	1.92E+09	3.11E+09	2.22E+09	7.25E+09

Table S4: Benelux AVOC and BVOC emissions (molecules cm^{-2} s^{-1}) mapped from MCMv3.2 species to RADM2 species by weighting with the carbon numbers of the respective species.

Type	**MCMv3.2 Species**	**RADM2 Species**	**Belgium**	**Netherlands**	**Luxembourg**	**Total**
Benzene	BENZENE	TOL	3.82E+09	8.93E+09	4.24E+09	1.70E+10
Toluene	TOLUENE	TOL	5.69E+09	1.21E+10	6.28E+09	2.41E+10
Xylenes	MXYL	XYL	1.71E+09	2.69E+09	1.69E+09	6.09E+09
	OXYL	XYL	7.74E+08	1.70E+09	8.68E+08	3.34E+09
	PXYL	XYL	7.44E+08	1.63E+09	8.16E+08	3.19E+09
Trimethylbenzenes	TM123B	XYL	4.54E+07	7.45E+07	5.23E+07	1.72E+08
	TM124B	XYL	1.77E+08	2.93E+08	2.45E+08	7.15E+08
	TM135B	XYL	5.64E+07	1.04E+08	7.19E+07	2.32E+08
Other Aromatics	EBENZ	TOL	4.50E+08	9.33E+08	7.08E+08	2.09E+09
	PBENZ	TOL	2.01E+08	5.86E+08	2.93E+08	1.08E+09
	IPBENZ	TOL	9.99E+07	1.32E+08	1.18E+08	3.50E+08
	PETHTOL	XYL	6.10E+07	1.06E+08	1.07E+08	2.74E+08
	METHTOL	XYL	7.00E+07	1.16E+08	1.14E+08	3.00E+08
	OETHTOL	XYL	4.24E+07	7.56E+07	7.71E+07	1.95E+08
	DIET35TOL	XYL	3.02E+08	1.04E+09	4.41E+08	1.78E+09
	DIME35EB	XYL	1.19E+08	2.11E+08	1.23E+08	4.53E+08
	STYRENE	TOL	7.61E+07	1.43E+08	1.29E+08	3.48E+08
	BENZAL	CSL	6.38E+07	2.20E+08	9.29E+07	3.77E+08
	PHENOL	CSL	1.69E+07	0.00E+00	4.81E+07	6.50E+07
Formaldehyde	HCHO	HCHO	2.35E+09	3.04E+09	3.38E+09	8.77E+09
Other Aldehydes	CH3CHO	ALD	4.61E+08	7.40E+08	4.46E+08	1.65E+09
	C2H5CHO	ALD	2.23E+08	2.46E+08	2.18E+08	6.87E+08
	C3H7CHO	ALD	1.98E+08	1.12E+08	1.76E+08	4.86E+08
	IPRCHO	ALD	1.60E+08	7.62E+07	1.34E+08	3.70E+08
	C4H9CHO	ALD	8.86E+07	5.10E+06	5.23E+07	1.46E+08
	ACR	ALD	1.39E+08	2.25E+08	1.22E+08	4.86E+08
	MACR	ALD	8.71E+07	5.02E+06	5.14E+07	1.44E+08
	C4ALDB	ALD	1.28E+08	1.62E+08	1.04E+08	3.94E+08
	MGLYOX	MGLY	4.52E+07	2.85E+07	3.36E+07	1.07E+08
Alkadienes and Other Alkynes	C4H6	OLI	3.64E+10	1.12E+11	4.63E+10	1.95E+11
	C5H8	ISO	3.35E+09	1.10E+10	0.00E+00	1.44E+10
Organic Acids	HCOOH	ORA1	9.28E+08	4.04E+07	4.74E+08	1.44E+09
	CH3CO2H	ORA2	7.55E+08	3.10E+07	4.88E+08	1.27E+09
	PROPACID	ORA2	8.65E+08	3.77E+07	4.42E+08	1.34E+09
	ACO2H	OLT	2.87E+07	0.00E+00	8.19E+07	1.11E+08

Table S4: Benelux AVOC and BVOC emissions (molecules cm^{-2} s^{-1}) mapped from MCMv3.2 species to RADM2 species by weighting with the carbon numbers of the respective species.

Type	**MCMv3.2 Species**	**RADM2 Species**	**Belgium**	**Netherlands**	**Luxembourg**	**Total**
Alcohols	CH3OH	HC3	7.59E+08	8.27E+08	6.37E+08	2.22E+09
	C2H5OH	HC3	2.27E+09	1.73E+09	1.78E+09	5.78E+09
	NPROPOL	HC5	1.29E+08	1.25E+08	9.70E+07	3.51E+08
	IPROPOL	HC5	1.92E+08	2.00E+08	1.54E+08	5.46E+08
	NBUTOL	HC8	9.67E+07	9.84E+07	7.55E+07	2.71E+08
	BUT2OL	HC8	7.14E+07	6.56E+07	5.17E+07	1.89E+08
	IBUTOL	HC8	4.54E+07	4.10E+07	3.15E+07	1.18E+08
	TBUTOL	HC3	2.40E+07	0.00E+00	1.24E+05	2.41E+07
	PECOH	HC8	9.27E+06	0.00E+00	4.77E+04	9.32E+06
	IPEAOH	HC8	9.27E+06	0.00E+00	4.77E+04	9.32E+06
	ME3BUOL	HC8	9.27E+06	0.00E+00	4.77E+04	9.32E+06
	IPECOH	HC3	2.53E+07	0.00E+00	1.30E+05	2.54E+07
	IPEBOH	HC8	9.27E+06	0.00E+00	4.77E+04	9.32E+06
	CYHEXOL	HC8	9.79E+06	0.00E+00	5.04E+04	9.84E+06
	MIBKAOH	KET	7.39E+07	6.36E+07	4.89E+07	1.86E+08
	ETHGLY	HC8	1.84E+07	1.47E+07	1.13E+07	4.44E+07
	PROPGLY	HC8	4.57E+07	4.39E+07	3.37E+07	1.23E+08
	C6H5CH2OH	HC8	2.64E+07	2.95E+07	2.26E+07	7.85E+07
	MBO	OLT	1.97E+07	0.00E+00	1.02E+05	1.98E+07
Ketones	CH3COCH3	KET	2.05E+09	2.11E+09	1.95E+09	6.11E+09
	MEK	KET	1.14E+09	1.23E+09	9.49E+08	3.32E+09
	MPRK	KET	1.03E+07	4.81E+05	4.23E+06	1.50E+07
	DIEK	KET	1.03E+07	4.81E+05	4.23E+06	1.50E+07
	MIPK	KET	1.03E+07	4.81E+05	4.23E+06	1.50E+07
	HEX2ONE	HC5	8.63E+06	4.03E+05	3.55E+06	1.26E+07
	HEX3ONE	HC5	8.63E+06	4.03E+05	3.55E+06	1.26E+07
	MIBK	HC5	8.34E+08	8.96E+08	6.95E+08	2.43E+09
	MTBK	KET	1.06E+07	4.96E+05	4.36E+06	1.55E+07
	CYHEXONE	HC5	8.73E+07	7.36E+07	9.18E+07	2.53E+08
Esters	METHACET	HC3	6.39E+07	0.00E+00	2.76E+06	6.67E+07
	ETHACET	HC3	2.04E+09	2.32E+09	1.78E+09	6.14E+09
	NBUTACET	HC5	1.29E+09	1.47E+09	1.13E+09	3.89E+09
	IPROACET	HC3	6.26E+08	7.14E+08	5.48E+08	1.89E+09
	CH3OCHO	HC3	1.19E+07	0.00E+00	5.16E+05	1.24E+07
	NPROACET	HC3	2.45E+08	2.68E+08	2.09E+08	7.22E+08

Table S4: Benelux AVOC and BVOC emissions (molecules cm^{-2} s^{-1}) mapped from MCMv3.2 species to RADM2 species by weighting with the carbon numbers of the respective species.

Type	**MCMv3.2 Species**	**RADM2 Species**	**Belgium**	**Netherlands**	**Luxembourg**	**Total**
Ethers	CH3OCH3	HC3	2.48E+08	6.41E+07	7.38E+07	3.86E+08
	DIETETHER	HC8	5.64E+07	7.40E+05	1.01E+07	6.72E+07
	MTBE	HC3	3.03E+07	2.12E+06	2.32E+07	5.56E+07
	DIIPRETHER	HC8	7.26E+07	8.06E+05	1.47E+07	8.81E+07
	ETBE	HC8	1.15E+07	8.06E+05	8.83E+06	2.11E+07
	MO2EOL	HC8	4.59E+07	4.22E+07	3.85E+07	1.27E+08
	EOX2EOL	HC8	5.16E+07	4.75E+07	4.33E+07	1.42E+08
	PR2OHMOX	HC8	9.46E+07	9.45E+07	8.00E+07	2.69E+08
	BUOX2ETOH	HC8	6.28E+08	6.76E+08	5.35E+08	1.84E+09
	BOX2PROL	HC8	1.04E+07	7.26E+05	7.97E+06	1.91E+07
Chlorinated Hydrocarbons	CH2CL2	HC3	2.87E+08	1.41E+08	3.53E+08	7.81E+08
	CH3CH2CL	HC3	9.35E+07	0.00E+00	2.66E+08	3.60E+08
	CH3CCL3	HC3	3.18E+08	1.97E+08	2.53E+08	7.68E+08
	TRICLETH	HC3	7.64E+08	4.45E+08	7.03E+08	1.91E+09
	CDICLETH	HC3	3.16E+07	0.00E+00	8.88E+07	1.20E+08
	TDICLETH	HC3	3.14E+07	0.00E+00	8.87E+07	1.20E+08
	CH3CL	HC3	4.78E+07	0.00E+00	1.36E+08	1.84E+08
	CCL2CH2	HC8	1.14E+07	0.00E+00	3.25E+07	4.39E+07
	CHCL2CH3	HC3	3.69E+05	0.00E+00	1.24E+05	4.93E+05
	VINCL	HC8	1.06E+07	0.00E+00	3.03E+07	4.09E+07
	TCE	HC3	1.82E+08	1.08E+08	1.60E+08	4.50E+08
	CHCL3	HC3	1.01E+07	0.00E+00	2.88E+07	3.89E+07
Terpenes	APINENE	OLI	8.78E+08	2.65E+09	3.05E+08	3.83E+09
	BPINENE	OLI	8.78E+08	2.65E+09	3.05E+08	3.83E+09
	LIMONENE	OLI	1.03E+09	2.80E+09	4.38E+08	4.27E+09
Total			5.83E+11	1.44E+12	6.42E+11	2.66E+12

Table S5: Benelux emissions (molecules cm^{-2} s^{-1}) of AVOC and BVOC species in CB05. determined by translating the MCMv3.2 emissions from Table S1 into CB05 species using Yarwood et al. (2005).

CB05 Species	**Belgium**	**Luxembourg**	**Netherlands**	**Total**
PAR	1.80E+12	4.90E+12	2.10E+12	8.80E+12
OLE	8.96E+10	2.70E+11	1.13E+11	4.73E+11
TOL	6.55E+09	1.39E+10	7.51E+09	2.80E+10
XYL	4.39E+09	8.50E+09	4.87E+09	1.78E+10
FORM	2.41E+09	3.09E+09	3.44E+09	8.94E+09
ALD2	5.64E+08	8.88E+08	5.37E+08	1.99E+09
ALDX	7.21E+08	6.35E+08	6.27E+08	1.98E+09
MEOH	2.20E+09	2.40E+09	1.85E+09	6.45E+09
ETOH	3.30E+09	2.51E+09	2.58E+09	8.39E+09
FACD	9.28E+08	4.04E+07	4.74E+08	1.44E+09
AACD	1.33E+09	5.61E+07	7.83E+08	2.17E+09
ETH	3.78E+10	7.68E+09	9.39E+09	5.49E+10
ETHA	4.91E+09	8.58E+08	7.96E+09	1.37E+10
IOLE	3.87E+07	4.43E+05	9.05E+06	4.82E+07
ISOP	3.35E+09	1.10E+10	0.00E+00	1.44E+10
TERP	1.34E+09	3.89E+09	5.03E+08	5.73E+09
Total	1.96E+12	5.23E+12	2.25E+12	9.44E+12

S2 Extra Plots

Figure S1: NO_x emissions required for each chemical mechanism to achieve maximal ozone production at each temperature when using a temperature-independent and temperature-dependent source of isoprene emissions.

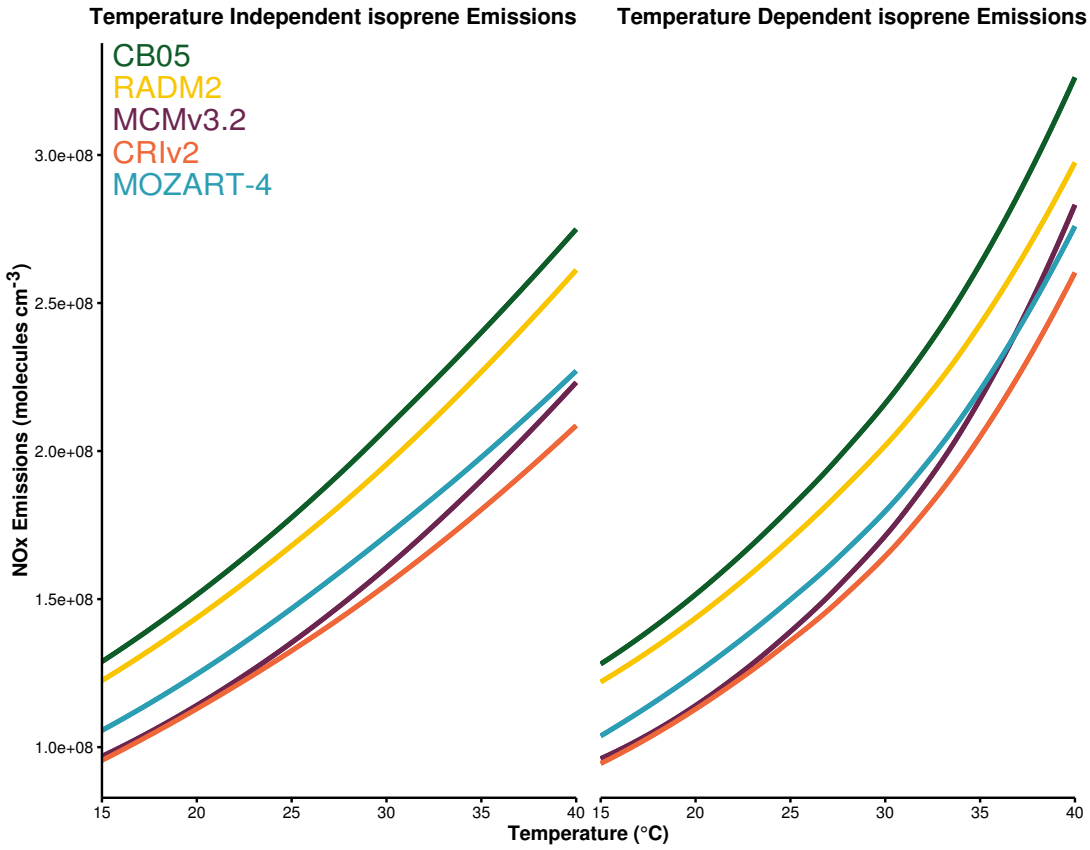

Figure S2: Contributions to cumulative VOC reactivity (VOCR) from different functional groups of emitted VOCs to the total VOCR. Results illustrated at each temperature, for each chemical mechanism and source of isoprene emissions (temperature-independent and temperature-dependent).

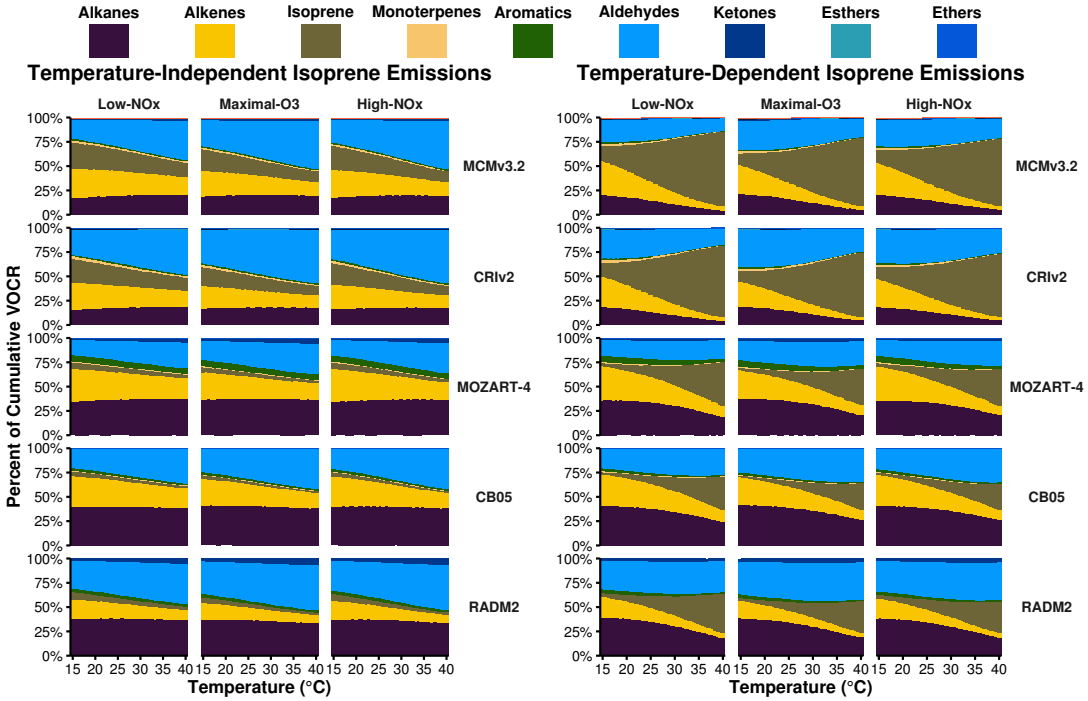

S3 Ox Production and Consumption Budgets

Further box model simulations of stagnant conditions were performed as outlined in Section 3.3 of the research article and an analysis similar to that Section 3.2 of the research article looked at the production and consumption budgets of O_x was performed. As in Fig. 4 of the research article the production and consumption of O_x are allocated to the net contributions of major categories: 'ARO2', 'RO2' and 'HO2' represent the reaction of acyl peroxy radicals, alkyl peroxy radicals and HO_2 with NO. 'Inorganic' represents the net contribution of inorganic reactions, 'RO2NO2' the net contribution of peroxy nitrates and any other reactions were allocated to the 'Other Organic' category. The absolute O_x production and consumption budgets for these addition simulations are depicted in Fig. S3a while the O_x budgets normalised by the total chemical loss rate of emitted VOC are displayed in Fig. S3b. These O_x budgets are displayed for each chemical mechanism, NO_x condition and source of isoprene emissions (temperature independent and temperature dependent) in Figs. S3a and S3b. This analysis support the conclusion that the increased OH-reactivity of the emitted VOCs caused the increase of ozone with temperature in our study.

Figure S3: Day-time budgets of O_x from box model simulations without mixing allocated to the NO_x-regimes allocated to the net contribution of reactions to O_x budgets are allocated to categories of inorganic reactions, peroxy nitrates (RO2NO2), reactions of NO with HO2, alkyl peroxy radicals (RO2) and acyl peroxy radicals (ARO2). All other reactions are allocated to the 'Other Organic' category.

(a) Absolute O_x production and consumption budgets.

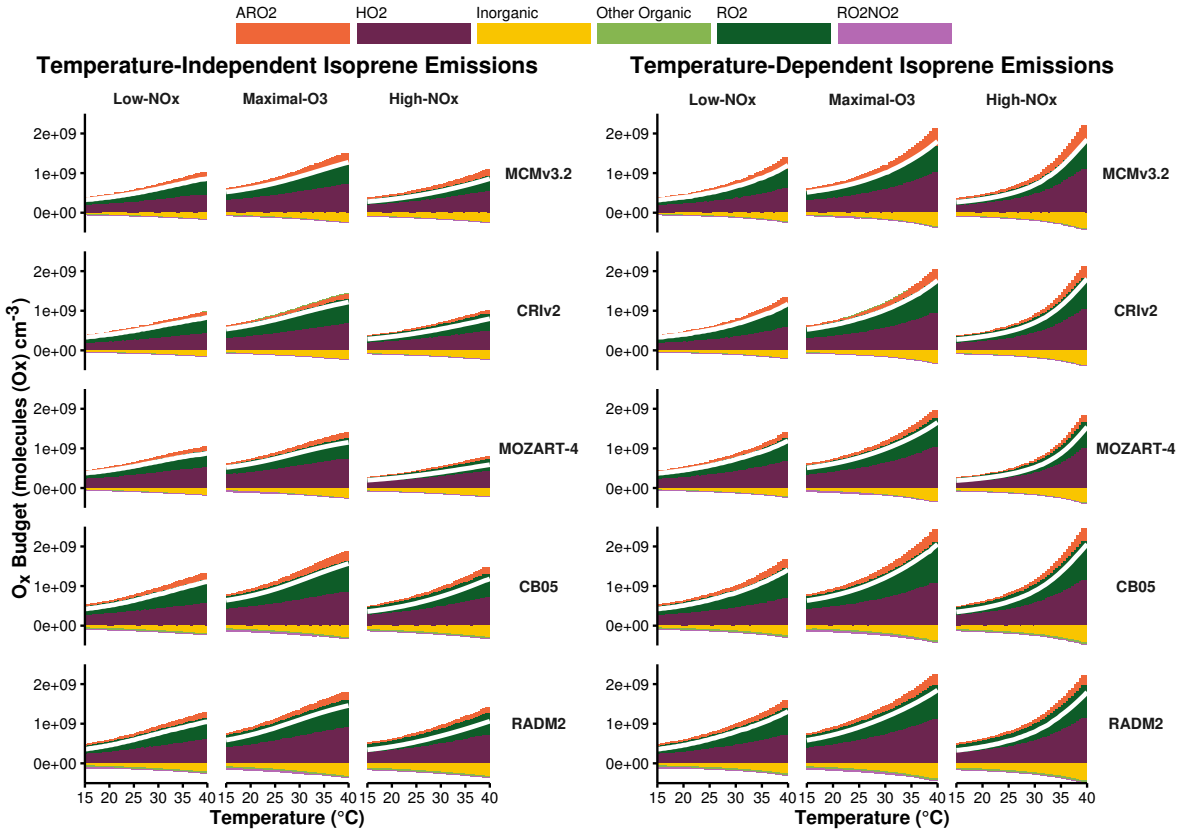

(b) O_x production and consumption budgets normalised by the total chemical loss rate of emitted VOC.

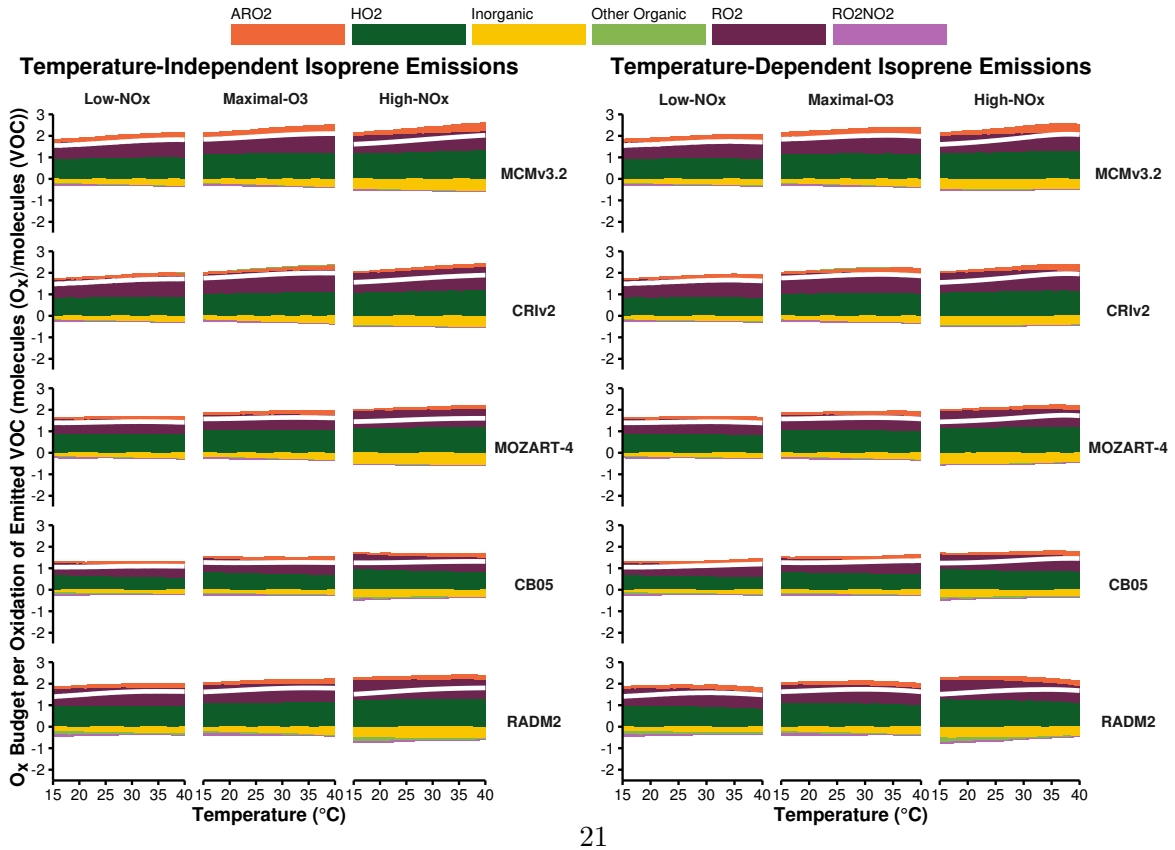

References

J. J. P. Kuenen, A. J. H. Visschedijk, M. Jozwicka, and H. A. C. Denier van der Gon. TNO-MACC_II emission inventory; a multi-year (2003–2009) consistent high-resolution european emission inventory for air quality modelling. *Atmospheric Chemistry and Physics*, 14(20): 10963–10976, 2014.

G. Yarwood, S. Rao, M. Yocke, and G. Z. Whitten. Updates to the Carbon Bond Chemical Mechanism: CB05. Technical report, U. S Environmental Protection Agency, 2005.